

Disaster prevention information from the Citizens' Portal Site ~

How to set the area where you live, and the types of danger for which you wish to receive notifications~

By registering the area where you live, and the types of danger for which you wish to receive notifications, you will be able to receive disaster prevention information that applies to you. How to register is shown below. In the initial settings, all citizens who register with the Citizens' Portal Site receive disaster prevention notifications for the whole city. If you do not wish to receive these notifications, please change the settings.



You will receive detailed disaster prevention information for the area you have registered.

It is necessary to register for the Citizens' Portal Site in order to use the services. Please register, as shown below.


How to register for the Citizens' Portal Site

※If you have already registered, this step is unnecessary. Please turn to the reverse side.

Step 1: Access the portal site (by either Method 1 or Method 2 below)

Method 1: Access the portal site directly

Scan the QR Code or enter the URL to access the citizens' portal site




Or


https://higashihiroshima.service-now.com/crm?id=csp_registration

Method 2: Access the portal site from Line


①



②




① Scan the QR Code above, or add the Higashihiroshima City Official Account as a friend from Line. If you have already registered Higashihiroshima City as a friend, you do not need to complete this step.



② From the menu of the Higashihiroshima City Official Account, click [市民ポータルサイト新規登録].


Step 2: Obtain a Login ID

①




① Click the 'Language' button at the bottom-left of the screen, and select the language you wish to use.

②



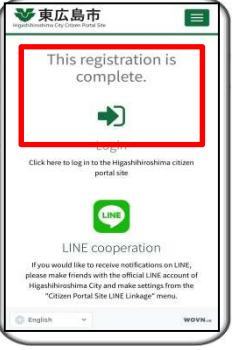
② Enter your email address, name and password (twice), check that you agree to the Policy Regarding the Protection of Personal Information and the Rules Regarding Usage, and click Send.

③



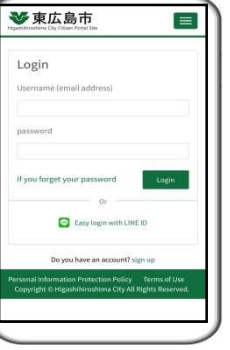
③ You will receive Confirmation of Registration for the Higashihiroshima City Citizens' Portal Site at the email address you registered previously. Click the URL contained in the email.

④




④ Click Login

⑤



⑤ Enter the email address you registered previously in the User Name section, enter your password, and click Login.

⑥



⑥ The top screen for the Citizens' Portal Site will be displayed.

For details, please see the reverse

How to set disaster prevention information notifications

① Scan the QR Code above, and log in to the Citizens' Portal Site.

Or

After logging in to the Citizens' Portal Site, click 'Disaster Prevention Information Notification Settings'.

② Select whether you wish to receive notifications, the language you wish to receive notifications in, and whether you wish to receive notifications for a specific area only.

③ Please select the area and sub-area, and the types of danger for which you wish to receive notifications.

④ Click the 'Send' button to complete the registration.

(Details regarding settings)

- Disaster prevention information will be sent in the language you have registered. If you have chosen 'No' in Question 1 (you do not wish to receive notifications), no notifications will be sent to you.
- If you have chosen 'No' in Question 3 (you wish to receive only notifications for a specific area), you can register up to three areas. (You can also register just one area.)
- For the 'types of danger' in ③, please select all of the types of danger that may be relevant (for your house, etc.), and for which you wish to receive disaster prevention notifications.
- For details of whether a certain type of danger may be relevant to you, please check the hazard map available on the Higashihiroshima City website.
- If there are no dangers that apply to you, or if you do not know if there are dangers on your area, please select 'No selection'.

If you wish to receive information by Line as well as by email:

① From the menu of the Higashihiroshima City Official Account, click [市民ポータルLINE連携] (Link to Citizens' Portal Site).

② Enter your user name and password for the Citizens' Portal Site, and login. From the next screen, where 'Open this page in Line?' will be displayed, click Open.

③ On the Line confirmation screen, click Allow [許可する] .

④ You are now linked to Line.

- By registering your settings as shown above, you can receive notices from Higashihiroshima City not just by email, but also by LINE.
- ※If you do not register these settings, you will receive notices by email only.

Frequently-Asked Questions

Q: What do I do if I don't have a smartphone?

A: If you have a computer that can connect to the internet, you can register for this service.

Q: Can I use a traditional mobile phone instead of a smartphone?

A: On a computer, register the email address of your mobile phone. Emails will be sent to your mobile phone email address.

How to use the Citizens' Portal Site



[Enquiries:]

Digital Transformation Promotion Bureau, Higashihiroshima City Office

☎082-420-0944