





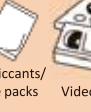








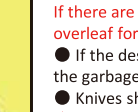
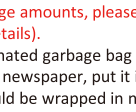
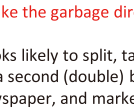




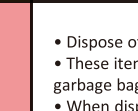





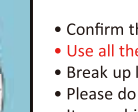














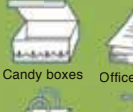



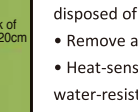
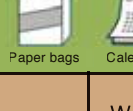
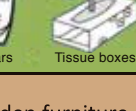
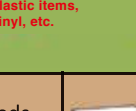
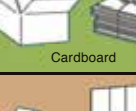


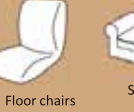
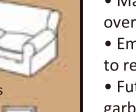


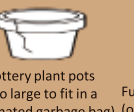
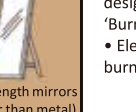





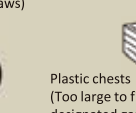



Please separate your garbage correctly, in order to reduce waste and support recycling. (Please also see the reverse of this sheet.)

For collection days, please check the Household Garbage Collection Schedule. This information is also available on the City website.

Type	Items	Examples	Notes	Bags	Size	
燃やせるごみ Burnable	Kitchen waste, small pieces of wood, paper, cloth, rubber, leather, aluminum foil, crayons, paints, ice packs, desiccants, hand warmers, plastic items including small amounts of metal	          	<ul style="list-style-type: none">Carefully drain off all water from raw/kitchen waste. Break skewers or other thin pointed objects into small parts.Soak cooking oil into cloth or newspaper before disposal.Wrap pet droppings in newspaper before disposal.Small amounts of garden waste (pruned wood, weeds, etc) can be disposed of in designated garbage bags. Remove earth from weeds, etc. Large amounts of garden waste should be taken directly to a garbage processing center. Depending on the amount, you may need to purchase a disposal coupon at the counter of the center.Do not dispose of non-burnable oversized garbage, bottles, cans, etc. in burnable garbage.'Small amounts of metal' refers to screws, nuts, etc.	Designated Garbage Bags (Orange)	Garbage of a size that will fit into a designated garbage bag	
	危険ごみ Dangerous	Glass, pottery, mirrors, knives (sharp items)	      			<p>If there are large amounts, please take the garbage directly to a garbage processing center (see overleaf for details).</p> <ul style="list-style-type: none">If the designated garbage bag looks likely to split, take measures to avoid this. For example, wrap the garbage in newspaper, put it in a second (double) bag, etc.Knives should be wrapped in newspaper, and marked 'kiken' (危険) before being disposed of.Glass and pottery too large to fit in a designated garbage bag should be disposed of as 'Oversized burnable' garbage.
	有害ごみ Hazardous	Fluorescent tubes, light bulbs, batteries, mercury thermometers, small rechargeable batteries	    			<ul style="list-style-type: none">Dispose of fluorescent lights and light bulbs so that they do not break.These items can be disposed of in their paper cases, but be sure to put them into a designated garbage bag.When disposing of batteries and fluorescent lights in the same designated garbage, put the batteries in a small bag first, so that the fluorescent lights do not smash.Please do not bundle items together with tape, etc.Return small rechargeable batteries to electric appliance stores for recycling, or wrap the metal parts with insulating tape, and dispose of them as garbage, in an insulated state. <p>Recyclable items carry the mark on the right:</p> 
リサイクルプラ Recyclable Plastics	Plastic and vinyl containers with the 'plastic' mark (see below), polystyrene	    	<ul style="list-style-type: none">Confirm that the item has a recyclable plastic mark.Use all the contents, rinse out the container, and remove any dirt.Break up large pieces of polystyrene into smaller pieces and put them in a bag.Please do not use double bags.Items which cannot be cleaned out fully and items where powder residues remain should be disposed of as 'Burnable' garbage.Items without a recyclable plastic mark that are made only of plastic should be disposed of as 'Other Plastics'.	Designated Garbage Bags (Purple)		
その他プラ Other Plastics	Items made of plastic only , other than Recyclable Plastics.	   	<ul style="list-style-type: none">Items which cannot be cleaned out fully and items where powder residues remain should be disposed of as 'Burnable' garbage.Items with a recyclable plastic mark should be disposed of as 'Recyclable Plastics'.			
PET Bottles ペットボトル	Plastic bottles for drink, alcohol, soy sauce, cooking sake, seasonings, etc., with the PET bottle mark (see right)	  	<ul style="list-style-type: none">Remove the cap and label and dispose of them as 'Recyclable Plastics'.Rinse out the bottle.Crush PET bottles as much as possible.Dispose of containers for cooking oil, sauces, salad dressings (those including oil), etc. as 'Recyclable Plastics' if they have a recyclable plastic mark.			
Bottles & Cans びん・缶	Glass bottles, cans (There is no need to separate cans and bottles)	   	<ul style="list-style-type: none">There is a danger that spray cans, aerosols, gas canisters (cassettes), etc., may explode, causing fire or damage. Therefore please ensure that the contents are completely used up, and that all the gas has been emptied from the can, etc. Empty the can, etc., outside, following the instructions shown on the item.Return returnable bottles (beer bottles, etc.) to the shop where you bought them.Rinse out the bottle or can thoroughly and remove the cap before disposal. If the cap is metal, dispose of it in the same garbage bag.Broken bottles, etc. should be disposed of as 'Dangerous' garbage.Never dispose of bottles in which chemicals, medicines, or pesticides are still remaining.			
新聞 News- papers	Newspapers (including flyers inserted inside newspapers)	  	<ul style="list-style-type: none">Separate ① newspapers (including fliers), ② magazines and miscellaneous paper, and ③ cardboard, and dispose of ① on newspaper collection days, and ② and ③ on magazine & cardboard collection days.Make a stack of about 20cm in height and firmly tie it with string in a cross. Do not use gummed tape or bags, etc.Do not mix newspapers and magazines together. If you have a bundle of fliers only, they can be disposed of as magazines.Remove any clips, plastic, CDs, etc. from magazines and miscellaneous paper/cardboard.Heat-sensitive paper (receipts, faxes, etc.), carbon copies, photographs, paper treated to make it water-resistant, aluminum- or vinyl-coated paper, laminated postcards, and gold and silver paper should be disposed of as burnable garbage.Fold up cardboard into a size smaller than 50x100cm before bundling it together.	Tie with string	Less than 20 cm	
雑誌・雑紙・ダンボール Magazines, misc. paper, cardboard	Magazines (notebooks, pamphlets, books, etc.) Misc. paper (candy boxes, tissue boxes, wrapping paper) Cardboard	         <p>Remove metal items, plastic items, vinyl, etc.</p>				
燃やせる粗大ごみ Oversized Burnable	Saijo, Hachihonmatsu, Shiwa, Takaya and Fukutomi have a local collection system- see the local newsletter for details. (It is necessary to apply to the local residents' association.) For Kurose, Toyosaka, Kochi and Akitsu, see the Garbage Collection Schedule for details.	Wooden furniture, beds, etc. (including those with springs), glass, pottery and mirrors that will not fit inside a designated garbage bag , other items (large bags, floor chairs, etc.)	       	<ul style="list-style-type: none">Mattresses, etc., containing springs should all be disposed of as 'Burnable oversized' garbage.Empty all the drawers when disposing of desks or chests. It is not necessary to remove mirrors on the insides of doors.Futons, carpets, reed screens, etc., which will not fit into a designated garbage bag should be tyed with string. Items small enough to fit into a designated garbage bag should be tied with string and disposed of as 'Burnable' garbage.Electrically-reclining sofas, floor chairs, etc., should be disposed of as 'Non-burnable Oversized' garbage.	Less than 180 cm × 100 cm × 200 cm	
	燃やせない粗大ごみ Oversized Non-Burnable	It is also possible to take household garbage (including oversized garbage) directly to garbage processing centers. See overleaf for details.	Household electrical appliances (except those covered by recycling laws), metal items (not sharp items), bicycles, etc., hard plastic items that are too large to fit into a designated garbage bag, large plastic containers	      	<ul style="list-style-type: none">Electrical appliances not covered by the Home Appliance Recycling Laws can be disposed of as 'Non-burnable Oversized' garbage. Dispose of fluorescent bulbs and batteries, etc. from light fittings as 'Toxic' garbage.Do not put anything inside large cans, etc.There is the danger that heaters, etc., may explode or cause fires. Please ensure that there is no fuel remaining, and that batteries, etc., have been removed.Please cancel anti-theft registration for bicycles.Frying pans, cords and small items such as wires should be put together in a transparent or semi-transparent bag before being disposed of in a designated garbage bag.	Less than 150 cm × 120 cm × 200 cm

Please cooperate in keeping garbage stations clean and tidy.

Enquiries

Waste Management Division, Higashinoshima City Office
Regional Promotion Division, Kurose Branch Office
Regional Promotion Division, Fukutomi Branch Office

082-420-0926
0823-82-0216
082-435-2211

Regional Promotion Division, Toyosaka Branch Office
Regional Promotion Division, Kochi Branch Office
Regional Promotion Division, Akitsu Branch Office

082-432-2563
082-437-1109
0846-45-1102

Please cooperate in keeping garbage stations clean and tidy.

Waste Management Division, Higashihiroshima City Office
Regional Promotion Division, Kurose Branch Office
Regional Promotion Division, Fukutomi Branch Office

082-420-0926
0823-82-0216
082-435-2211

Regional Promotion Division, Toyosaka Branch Office
Regional Promotion Division, Kochi Branch Office
Regional Promotion Division, Akitsu Branch Office

082-432-2563
082-437-1109
0846-45-1102

Please see overleaf for more information.

One-off large amounts of garbage / Garbage from moving house	Take garbage directly to a garbage processing center designated by the city, or have a company with a permit issued by the city transport the garbage for you (this will incur a cost).
--	---

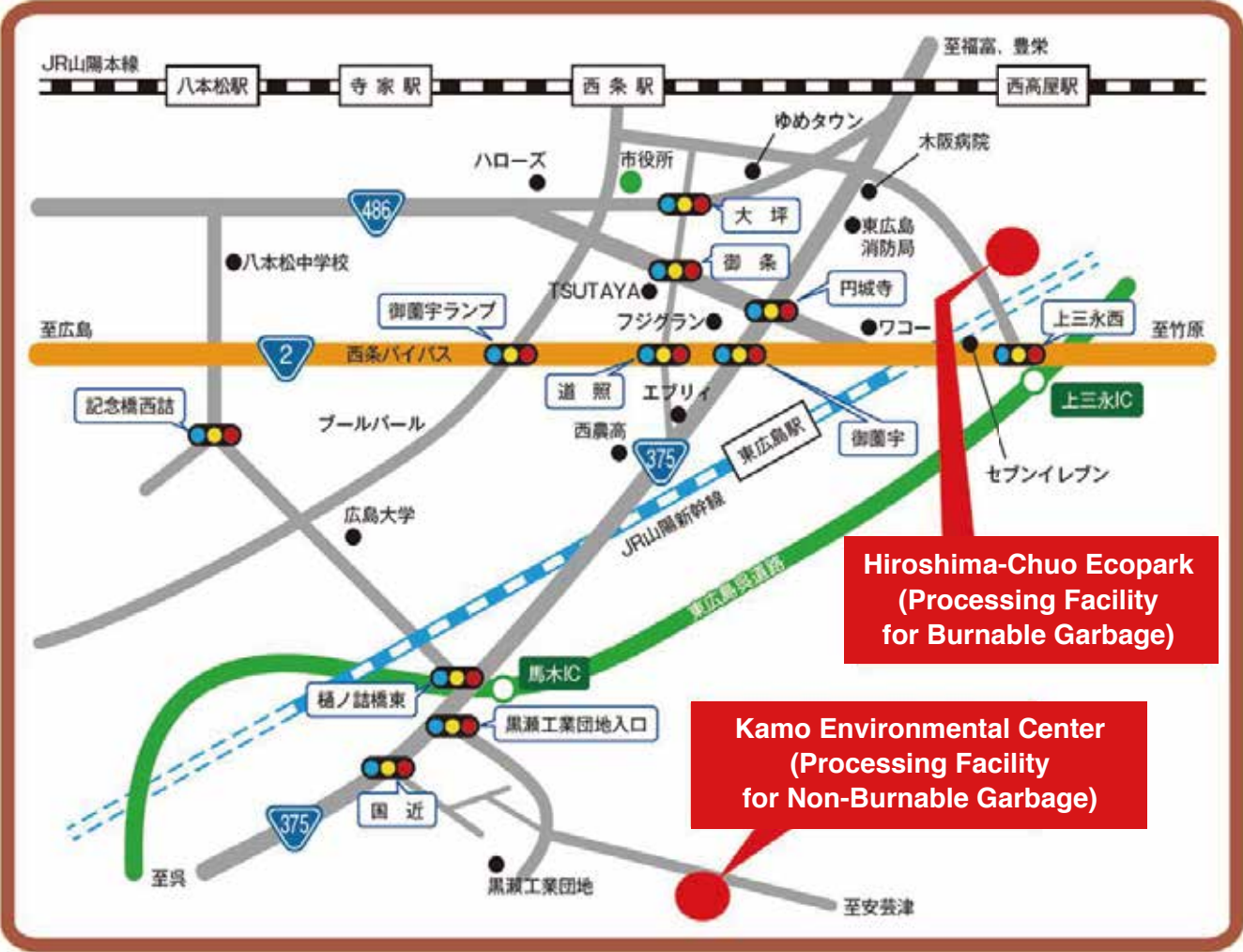
■ Taking household garbage (oversized garbage and other garbage) directly to a garbage processing center yourself ■

If the person disposing of the garbage is a citizen of Higashihiroshima City

- Separate garbage correctly, and put the garbage into designated bags before taking it to the center. Oversized garbage too large to fit into garbage bags, newspapers, magazines, miscellaneous paper and cardboard do not need to be put into garbage bags.
- Be sure to take proof of your residence in Higashihiroshima City (driver's license, and item of post addressed to you, etc.) with you.
- Take your garbage to the appropriate center, as shown below.

Burnable garbage, dangerous garbage, other plastics, newspapers, magazines/misc. paper/cardboard, burnable oversized garbage	Bottles/cans, recyclable plastics, PET bottles, hazardous garbage, non-burnable oversized garbage
Hiroshima-Chuo Ecopark (10759-2 Kami-Minaga, Saijo-cho)	Kamo Environmental Center (10427-24 Kunichika, Kurose-cho)
☎ 082-426-0820	☎ 0823-82-6499
8:30-17:00 (Closed on Sundays)	8:30-17:00 (Closed on Sundays and holidays)

- Points to note regarding using the garbage processing centers:
- At the center, drive your vehicle (under 4 tons) on to the weighing machine, and show your identification at the weighing office.
 - Follow the directions of the staff when unloading garbage. After unloading, drive your vehicle on to the weighing machine again.
 - In the centers, there are large trucks moving around. Please be very careful.
 - When taking garden (wood) waste, etc., to the Hiroshima-Chuo Ecopark, cut the wood into pieces shorter than 1m50cm (1m30cm for bamboo), and ensure that the wood is less than 20cm in diameter.
 - Inquire at appropriate shops regarding items which cannot be disposed of at municipal facilities (televisions, fridges, washing machines, air conditioners, tires, agricultural implements, motorbikes, medicines/chemicals, fire extinguishers, etc.). These items will not be accepted at municipal facilities even if broken up.
 - Construction waste and demolition waste from a business is industrial waste, and cannot be accepted.



■ Garbage that cannot be disposed of ■

The following cannot be disposed of at municipal facilities, even if broken up. They cannot be taken directly to a facility. See the table below for disposal methods.

Televisions	Fridges and freezers
Washing machines and driers	Air conditioners
Household fire extinguishers	Motorbikes and Scooters (mopeds)
	Computers

Items	Method of disposal
Household appliances: televisions, fridges and freezers, air conditioners, washing machines and clothes driers	According to the Home Appliance Recycling Laws, Disposal will incur a cost. Please inquire at a cooperating electronics appliance store (a store collecting appliances): Edion Higashihiroshima Store, tel.: 082-423-3211, Edion Saijo Gakuen Store, tel.: 082-421-1144, Yamada Denki Techland, tel.: 082-426-3200. For details, contact the Home Recycling Coupon Center (tel.: 0120-319-640).
Computers (desktops, displays, notebook computers)	According to the Law for Promotion of Effective Utilization of Resources: please check with the manufacturer. Disposing of items without a PC recycling sticker will incur a cost. Contact (for home-built PCs and in cases when the manufacturer cannot be contacted): Computer 3R Promotion Association (tel.: 03-5282-7685) HP: https://www.pc3r.jp/ Please make use of the collection boxes for small household appliances, situated in the City Office (main building), and in the branch offices and sub-branch offices of the City Office. Eligible items (not televisions/displays with cathode ray tubes) can be accepted without charge.
Household fire extinguishers	The Japan Fire Extinguisher Manufacturers' Association cooperates with local stockists to dispose of fire extinguishers. Recycling stickers, transport and storage will incur costs. Contact: Japan Fire Extinguisher Manufacturers' Association (Fire Extinguisher Recycling Promotion Center) (tel.: 03-5829-6773) HP: https://www.ferpc.jp/
Motorbikes and scooters (mopeds)	Please check with businesses dealing with scrap motorcycles. Contact: Motorcycle Recycling General Enquiries (tel.: 050-3000-0727)

Business garbage (Non-household garbage)	Garbage generated from business activities: general garbage generated from farming, fishing, catering, services, manufacturing, processing, retail, factories and offices, etc.	※Please arrange for a collection company with a permit issued by Higashihiroshima City to dispose of this garbage, or transport the garbage directly to a garbage processing center yourself, having first completed the required formalities (on the principle that waste-discharging enterprises shall bear the responsibility for waste disposal).
--	---	---