


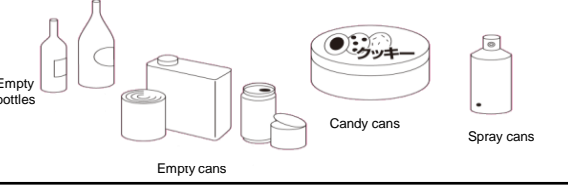


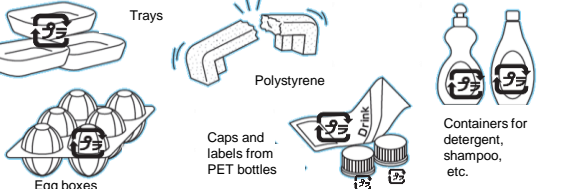
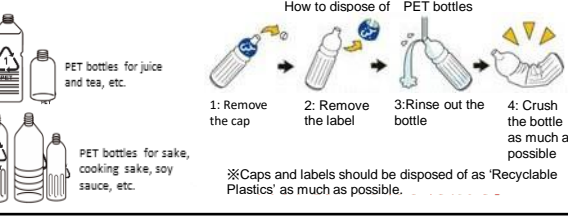
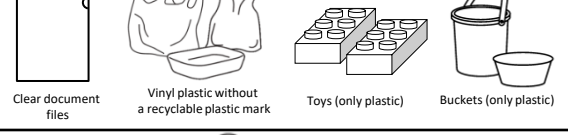

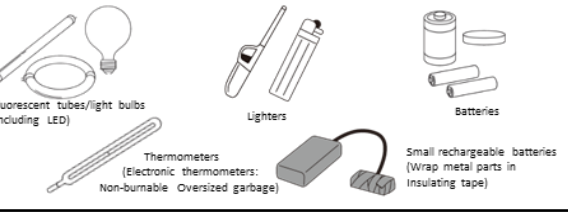



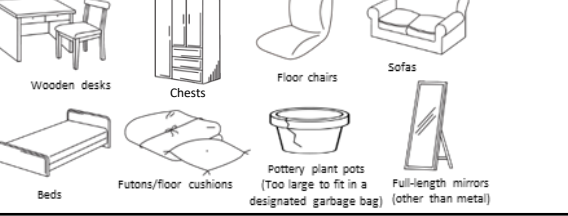










英語		To residents in apartments, etc., where designated garbage bags for business garbage are used:			
How to Dispose of Household Garbage					
Please dispose of garbage in the location specified by the apartment manager. Designated garbage bags for household garbage (orange and purple bags) cannot be used.					
Type	Items	Examples	Notes	Garbage bags to use	
燃やせるゴミ Burnable	Kitchen waste, small pieces of wood, paper, cloth, rubber, leather, aluminum foil, crayons, paints, ice packs, desiccants, hand warmers, plastic items including small amounts of metal		<ul style="list-style-type: none"><li>● Carefully drain off all water from raw/kitchen waste. Break skewers or other thin pointed objects into small parts.</li><li>● Soak cooking oil into cloth or newspaper before disposal.</li><li>● Small amounts of garden waste (pruned wood, weeds, etc) can be disposed of in designated garbage bags. Remove earth from weeds, etc.</li><li>● <b>'Small amounts of metal' refers to screws, nuts, etc.</b></li><li>● Old fabrics and old clothing are able to be collected. Please make use of the collection boxes in the main building of the City Office, and in branch offices and sub-branch offices.</li></ul>		
ビン・缶 Bottles & Cans	Glass bottles, cans (There is no need to separate cans and bottles)		<ul style="list-style-type: none"><li>● With spray cans, cassette gas canisters, etc., there is a danger of explosion, so please use the contents completely before disposing of them. There is no need to puncture the empty cans by making a hole in them.</li><li>● Cans larger than 18-liter capacity should be disposed of as 'Oversized Non-Burnable' garbage.</li><li>● <b>Never dispose of bottles in which chemicals, medicines, or pesticides are still remaining.</b></li></ul>		
For the garbage below, please check with the manager of your apartment, and if there are individual collections, please follow the rules for these.					If there are no individual collections
リサイクルプラスチック Recyclable Plastics	Plastic and vinyl containers with the 'plastic' mark (see below), polystyrene		<ul style="list-style-type: none"><li>● Confirm that the item has a recyclable plastic mark.</li><li>● <b>Use all the contents, rinse out the container, and remove any dirt.</b></li><li>● Break up large pieces of polystyrene into smaller pieces and put them in a bag.</li><li>● Items which cannot be cleaned out fully and items where powder residues remain should be disposed of as 'Burnable' garbage.</li><li>● Items without a recyclable plastic mark that are made only of plastic should be disposed of as 'Other Plastics'.</li></ul>	<ul style="list-style-type: none"><li>● Trays for food, plastic (PET) bottles, etc., should be disposed of wherever possible at collection boxes for natural resources, situated at supermarkets, etc. Please cooperate in recycling. (Please see the reverse of this sheet.)</li><li>● If you buy separate designated garbage bags for household garbage (purple bags), you may use these bags to take the garbage to the Kamo Environmental Center. Please separate recyclable plastic and PET bottles, and dispose of them in separate bags.</li><li>● Dirty items and items that cannot be recycled should be disposed of in designated garbage bags for business burnable garbage (red bags).</li></ul>	
PETボトル PET Bottles	Plastic bottles for drink, alcohol, soy sauce, cooking sake, seasonings, etc., with the PET bottle mark (see right)		<ul style="list-style-type: none"><li>● Remove the cap and label and dispose of them as 'Recyclable Plastics'.</li><li>● Rinse out the bottle.</li><li>● Crush PET bottles as much as possible.</li><li>● <b>Dispose of containers for cooking oil, sauces, salad dressings (those including oil), etc. as 'Recyclable Plastics' if they have a recyclable plastic mark.</b></li></ul>		
その他プラスチック Other Plastics	Items made of <b>plastic only</b> , other than Recyclable Plastics.		<ul style="list-style-type: none"><li>● Dirty items and items that cannot be recycled should be disposed of in designated garbage bags for business burnable garbage (red bags). Items with a recyclable plastic mark should be disposed of as 'Recyclable Plastics'.</li></ul>		
危険物 Dangerous	Glass, pottery, mirrors, knives (sharp items)		<ul style="list-style-type: none"><li>● Sharp and bladed items, mirrors, etc. should be made safe by wrapping them in newspaper, etc. They should be marked 'kiken' (危険) before being disposed of.</li></ul>	<ul style="list-style-type: none"><li>● Please buy separate designated garbage bags for household garbage (orange bags), and take the garbage in these bags directly to the Hiroshima Chuo Ecopark to be disposed of.</li></ul>	
危険物 Hazardous	Fluorescent tubes, light bulbs, batteries, mercury thermometers, <b>small rechargeable batteries</b>		<ul style="list-style-type: none"><li>● Please dispose of batteries and button batteries in the battery recycling boxes in the main building of the City Office, and in branch offices and sub-branch offices.</li><li>● Small rechargeable batteries should be removed from products, chargers, etc., and the metal parts wrapped with insulating tape, etc. before being disposed of in an insulated state.</li></ul> Please look for this mark: 	<ul style="list-style-type: none"><li>● Please buy separate designated garbage bags for household garbage (orange bags), and take the garbage in these bags directly to the Kamo Environmental Center to be disposed of.</li></ul>	
新聞紙 News-papers	Newspapers (including flyers inserted inside newspapers)		<ul style="list-style-type: none"><li>● Put newspapers, magazines and miscellaneous paper into piles of about 20cm in height, and firmly tie the bundles with string in a cross. Do not use gummed tape, etc. Please do not mix newspapers, magazines and miscellaneous paper. If you have a bundle only of fliers (those included in newspapers), these can be disposed of as Magazines.</li><li>● Fold cardboard into a size smaller than 50cm × 100cm, and fasten the bundle with string. Please do not dispose of cardboard boxes without folding them up first.</li></ul>	Please dispose of this garbage for recycling collection (please see the reverse of this sheet), or take it directly to the Hiroshima Chuo Ecopark.	
雑誌・紙板 Magazines, misc. paper, cardboard	Magazines (notebooks, pamphlets, books, etc.) Misc. paper (candy boxes, tissue boxes, wrapping paper) Cardboard				
燃やせる粗大ゴミ Oversized Burnable	Wooden furniture, beds, etc. (including those with springs), <b>glass, pottery and mirrors that will not fit inside a designated garbage bag</b> , other items (large bags, floor chairs, etc.)		<ul style="list-style-type: none"><li>● Mattresses, etc., containing springs should all be disposed of as 'Burnable oversized' garbage.</li><li>● Empty all the drawers when disposing of desks or chests. It is not necessary to remove mirrors on the insides of doors.</li><li>● Futons, carpets, reed screens, etc., which will not fit into a designated garbage bag should be <b>ried with string</b>. Items small enough to fit into a designated garbage bag should be tied with string and disposed of as 'Burnable' garbage.</li><li>● Electrically-reclining sofas, floor chairs, etc., should be disposed of as 'Non-burnable Oversized' garbage.</li></ul>	Please take these items directly to the Hiroshima Chuo Ecopark. <ul style="list-style-type: none"><li>● For disposal, the size must be less than 180cm × 100cm × 200cm.</li></ul>	
燃やせない粗大ゴミ Oversized Non-Burnable	Household electrical appliances (except those covered by recycling laws), metal items (not sharp items), bicycles, etc., hard plastic items that are too large to fit into a designated garbage bag, large plastic containers		<ul style="list-style-type: none"><li>● Electrical appliances not covered by the Home Appliance Recycling Laws can be disposed as 'Non-burnable Oversized' garbage. Dispose of fluorescent bulbs and batteries, etc. from light fittings as 'Toxic' garbage.</li><li>● Do not put anything inside large cans, etc.</li><li>● <b>There is the danger that heaters, etc., may explode or cause fires. Please ensure that there is no fuel remaining, and that batteries, etc., have been removed.</b></li><li>● Please cancel anti-theft registration for bicycles.</li><li>● Frying pans, cords and small items such as wires should be put together in a transparent or semi-transparent bag before being disposed of in a designated garbage bag.</li></ul>	Please take these items directly to the Kamo Environmental Center. Some electrical appliances can be collected as 'small used household electrical appliances' (please see the reverse of this sheet). <ul style="list-style-type: none"><li>● For disposal, the size must be less than 150cm × 120cm × 200cm.</li></ul>	
● Please separate garbage correctly, in order to reduce the amount of garbage, and to increase recycling. Enquiries: Higashihiroshima City Waste Management Division, tel.: 082-420-0926. Please also see the reverse of this sheet.					

Garbage that cannot be disposed of	Method of disposal
<div>Household appliances</div> <div> Televisions</div> <div> Fridges and freezers</div> <div> Washing machines and driers</div> <div> Air conditioners</div>	According to the Home Appliance Recycling Laws. Disposal will incur a cost. Please inquire at a cooperating electronics appliance store (a store collecting appliances): Edion Higashihiroshima Store, tel.: 082-423-3211, Edion Saijo Gakuen Store, tel.: 082-421-1144, Yamada Denki Techland, tel.: 082-426-3200. For details, contact the Home Recycling Coupon Center (tel.: 0120-319-640).
<div></div> <div>Computers (desktops, displays, notebook computers)</div>	According to the Law for Promotion of Effective Utilization of Resources: please check with the manufacturer. Disposing of items without a PC recycling sticker will incur a cost. Contact (for home-built PCs and in cases when the manufacturer cannot be contacted): Computer 3R Promotion Association (tel.: 03-5282-7685) HP: <a href="https://www.pc3r.jp/">https://www.pc3r.jp/</a> Please make use of the collection boxes for small household appliances, situated in the City Office (main building), and in the branch offices and sub-branch offices of the City Oiffce. Eligible items (not televisions/displays with cathode ray tubes) can be accepted without charge.
<div></div> <div>Household fire extinguishers</div>	The Japan Fire Extinguisher Manufacturers` Association cooperates with local stockists to dispose of fire extinguishers. Recycling stickers, transport and storage will incur costs. Contact: Japan Fire Extinguisher Manufacturers` Association (Fire Extinguisher Recycling Promotion Center) (tel.: 03-5829-6773) HP: <a href="https://www.ferpc.jp/">https://www.ferpc.jp/</a>
<div></div> <div>Motorbikes and scooters (mopeds)</div>	Please check with businesses dealing with scrap motorcycles. Contact: Motorcycle Recycling General Enquiries (tel.: 050-3000-0727)

### Collection of Small Used Household Electrical Appliances


Small household electrical appliances contain valuable resources such as gold and rare metals. Please cooperate with the collection of small household electrical appliances you no longer need, such as mobile phones and digital cameras, so that the resources they contain can be recycled.

Collection boxes for small household electrical appliances are situated in the following locations, so please make use of them.

- Higashihiroshima City Office: main building 1F and north building 1F, branch offices, sub-branch offices

Specified items eligible for collection that can fit into the opening of the collection boxes (40cm × 18cm) are able to be collected.

Examples: Personal computers, mobile phones, DVD recorders, telephones, dryers, remote controls, digital cameras



### Collection of Old Fabrics and Old Clothing

Old fabrics and old clothing are collected, with the aim of reducing burnable garbage, and for reuse or recycling. Please cooperate with the collection of old fabrics and old clothing.

Items that are collected	Clothing (washed items)	Socks	Towels	Towelling blankets
				
Items that are not collected should be disposed of as 'Burnable Garbage'.	<ul style="list-style-type: none"><li>Items that are still dirty or smelly even after being washed.</li><li>Clothing with cotton or wool, etc. for insulation or to protect against cold, etc. (down coats, cold weather clothing, jackets, down jackets, gloves, etc.)</li><li>Clothing embroidered or printed with the name of a company or group, etc. (does not include brands or brand logos).</li><li>Wet items or moldy items.</li><li>Other items (hats, shoes, kimonos, bags, soft toys, pillows, futons, etc.)</li></ul>			

Old fabrics and clothing should be put into a collection box either tied in a bundle with string, or in a plastic bag. Please do not use a paper bag.

Collection boxes for old fabrics and old clothing are situated in the following locations:

- Higashihiroshima City Office: main building 1F and north building 1F, branch offices, sub-branch offices
- Community centers (opening hours differ for each community center, so please check directly.)

### Collection for Recycling

Please cooperate with the collection of the following items as resources wherever possible, in order to reduce the amount of garbage and increase recycling.

Type	Collection
Food trays PET bottles Milk cartons	Please use the recycling collection boxes at supermarkets, etc.
Newspapers Magazines Miscellaneous Paper Cardboard	You can also take these items to recycling companies. In addition, some supermarkets have recycling collection boxes for paper-based items.

Method of disposal
Garbage when Moving House/One-Off Large Amounts of Garbage

If you have large amounts of household garbage, when moving house or deep cleaning, etc., please take it directly to a garbage processing facility.

### Taking Garbage Directly to a Garbage Processing Facility

Even when taking garbage directly to a garbage processing facility, please refer to the details on the front of this sheet, and put the garbage into appropriate designated garbage bags. When taking garbage to a garbage processing facility directly, in order to confirm that the garbage is from within Higashihiroshima City, you may be asked to show proof of your address (a driving license, an item of post for public utilities, etc.). Please cooperate in this matter.

If it is difficult for you to take your garbage directly to a garbage processing facility yourself, please request a company licensed for the collection and transportation of garbage to do this for you. If you do this, you will need to pay a fee to the company. Please check with the company in question.

### Garbage Processing Facilities

Type	Garbage Processing Facility
Burnable garbage, dangerous garbage, other plastics, newspapers, magazines/misc. paper/cardboard, burnable oversized garbage	Hiroshima-Chuo Ecopark (10759-2 Kami-Minaga, Saijo-cho) ☎ 082-426-0820 Mondays to Saturdays, 8:30-17:00 (Closed during the year end/New Year period)
Bottles/cans, recyclable plastics, PET bottles, hazardous garbage, non-burnable oversized garbage	Kamo Environmental Center (10427-24 Kunichika, Kurose-cho) ☎ 0823-82-6499 Mondays to Saturdays, 8:30-17:00 (Closed on national holidays and during the year end/New Year period)

